

Thesis Format & Example, National Chiao Tung University

I. Binding Order

- | | | |
|---|----------------------|-----------------------------|
| 1. Front Cover | 7. English Abstract | 13. Main Text of the Thesis |
| 2. Inside Cover | 8. Acknowledgement | 14. Bibliographies |
| 3. Power of Attorney | 9. Table of Contents | 15. Appendices |
| 4. Recommendation from Advisor | 10. List of Tables | 16. Autobiography (or CV) |
| 5. Verification from Oral Examination Committee | 11. List of Figures | 17. Back Cover |
| 6. Chinese Abstract | 12. Symbols | |

II. Specifications

1. Front Cover: Containing Name of Department, Academic Degree, Title of Thesis (in both Chinese and English), Name of Advisor, Name of Student, Date of Submission (see Appendix 1).
2. Inside Cover: Including Thesis Title (Chinese and English), Student's Name (Chinese and English), Advisor's Name (Chinese and English), University's Name, Department's Name, Degree, and Location of Thesis Submitted, Submission Date (see Appendix 2).
3. Power of Attorney: See Appendix 3 (Sample of Authorization to Copyright of Thesis/Dissertation and ETD Electronic Thesis/Dissertation).
4. Recommendation from Doctoral Thesis Advisor: Optional
5. Verification from Oral Examination Committee: See Appendix 4. Beware: Change of academic degree.
6. English Abstract: Containing purposes, sources, methods, and results of the research in approximately 500 ~ 1000 words, one page only (see Appendix 5).
7. Size and Paper Quality Requirement: A4 size (210mm × 297mm). Over 150 (g/m²) burlap-lined or bristol-board papers for cover and back cover. Departments can choose colors.
8. Margins: 2.5cm for top margin, 3cm for left margin, 2cm for right margin, and 2.5cm for bottom margin. Central page number at 1.5cm from bottom (see Figure 1 below).
9. Fonts: The main text should be in Chinese from left to right. Citations in foreign languages shall be put in brackets “()”.
10. Pagination: (1) Chinese abstract, tables & charts in lowercased Roman numerals (i, ii, iii, etc.) consecutively. (2) Chapters and Appendices in numbers (1, 2, 3, etc.) consecutively.
11. Binding: Left-side binding. Book spine should display Graduation Year, Academic Degree, Thesis Title, Names of University, College, and Department, Student's Name (see Appendix 12).
12. Online Filing of Thesis Reference and Main Text: according to university regulations, thesis reference and the main text should be filed online. See <http://www.lib.nctu.edu.tw/etd> for details.
13. Submission: at least two copies should be submitted after completion of the oral examination. One copy to Registrar Division (passed on to National Central Library), another to university library display (thesis paperback, dissertation hardcover), the rest are optional according to departments.

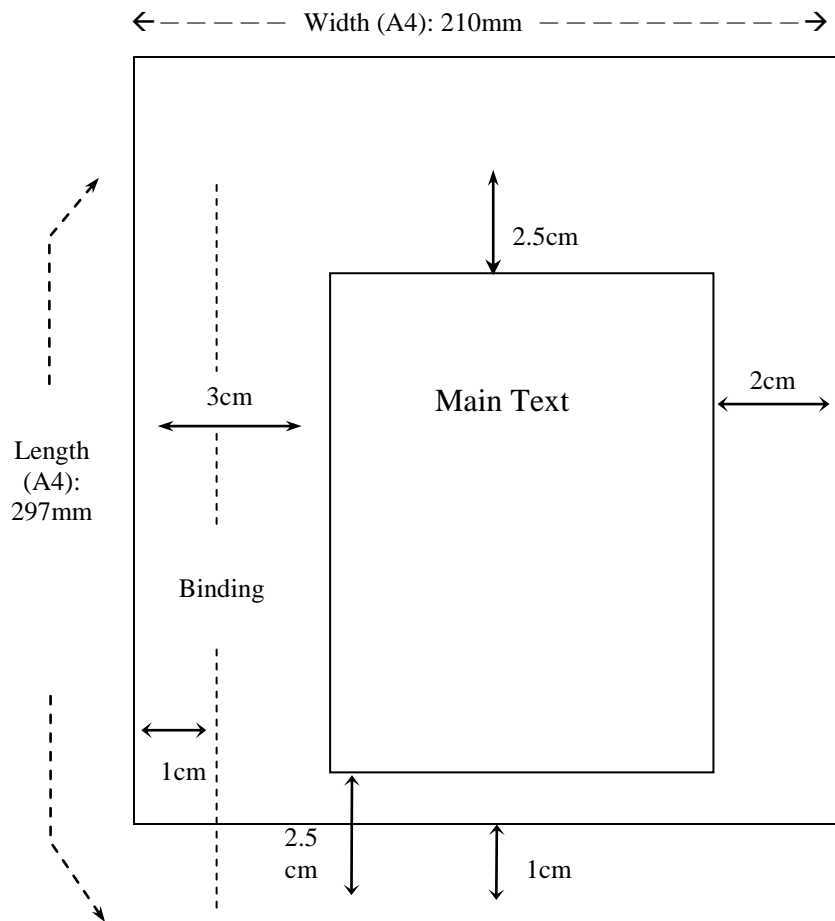


Figure 1: Examples of Text Size and Typing Range

III. Detailed Writing Principles:

1. Table of Contents: chapter titles and numbers, section titles and numbers, and page numbers should be arranged following the 'Binding Order' in this Format & Example (see Figure 2).

Table of Contents		Page
Chinese Abstract		i
English Abstract		ii
Acknowledgement		iii
Table of Contents		iv
List of Tables		v
List of Figures		vi
Symbols		vii
I. Introduction		1
II. Research Methods		7
2.1 xxxx		10
2.1.1 xxx		11
2.1.2 xxxxxx		12
III. Theories		16
3.1 xxxxx		17
3.2 xx		19
IV. Experiments		23
V. Conclusion		28
VI. xxx		30
Reference		35
Appendix 1		36
Appendix 2		37
Autobiography (or CV)		40

Figure 2: Examples of Table of Contents

2. Tables & Charts: Numbered together in sequential order, listed on one page (see Figure 3).

Tables	
Table 1 Classification of Shape Memory Alloy	30
Table 2 ×××	31
Table 3 ×××××	32

Figures	
Chart 1 Organization.....	10
Chart 2 ×××.....	12
Chart 3 ×××××.....	15

Figure 3: Examples of Tables and Charts

3. Symbols: all mathematical and/or special symbols used should be listed and illustrated on one page for reference. There is no need for individual numbering (see Appendix 8).
4. Main Text:
- (1) Chapter & Section Number: in numbers accordingly (I, II, etc.); sections in numbers accordingly (I, 1-1, 1-1-1, 1., (1), ①, etc.).
 - (2) Chapter Title and Section Order: (See Figure 4.)
 - ① Chapter Numbers and Names in the center at the top
 - ② Paragraphs and sections starting from the left of the page, indenting one or two spaces
 - ③ Numbers and names of sub-paragraphs presented by indenting a few spaces from the beginning of the line.

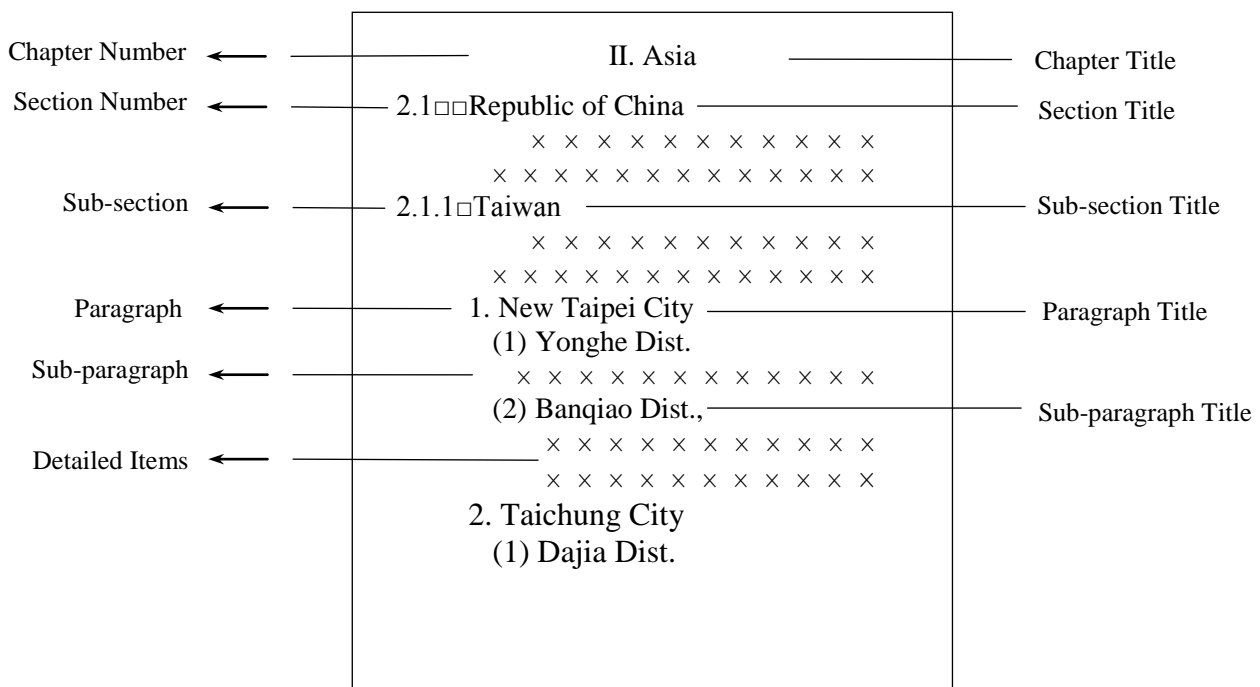


Figure 4: Examples of Chapter, Section, Paragraph, and Contents

- (3) Line Spacing: single, space, 28 lines minimum per page. A 1.5-space line below chapter names.
- (4) Mathematical Expressions: Number each and ever formula with brackets “()” according to their order in the thesis.

Example:

$$\partial C/\partial(RPP) = H - \left[\sum_{D=RPP/S}^{\infty} f(D) \right] bA/Q \tag{35}$$

$$\partial C/\partial Q = H/2 - \sigma S A/Q - \left[\sum_{D=RPP/S}^{\infty} (SD - RPP) f(D) \right] bA/Q^2 \tag{36}$$

The optimal condition can be computed if (35) and (36) are set to be 0.

- (5) Footnote:
 - ① Special issues or viewpoints can use Footnotes to illustrate.
 - ② Footnotes should be sequentially numbered and displayed on the upper right corner. Consecutive numbers within each chapter; start over for new chapters.
 - ③ Footnote numbers and contents at the same page at the bottom separated from the main text with a line. Use next page if insufficient space.

Example:

The travelling time of passengers outside [railway] carriage, including walking¹⁰ and waiting, is analyzed below:

- ① Under the circumstance of W-meter¹¹ MRT service belt, Grid Typ pedestrian path system, and mixed journey (shown in Figure 4).

- (6) Bibliographies: All citations, regardless of languages and chapters, should be sequentially numbered. The numbers in question are put in ‘[]’. Full bibliographical information should be enclosed after the main text.

Example: The model produced by Duncan[1]is the most frequently used one when designing x control picture. The model works based on the following manufacturing process and some assumptions on incomes.

- (7) Tables and Figures Arrangement:

- ① Numbers and names of tables are placed above the table; numbers and names of figures below. Sources and illustrations, both tables and figures, are placed below.

- ② Numbers inside tables and figures should be word-processed or in technical lettering.

Table 1: xxxxx

Source: xxxxx

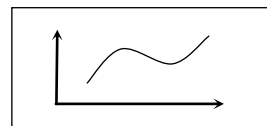


Figure 3: xxxxx

Source: xxxxx

¹⁰ Considering the accessibility to [train] station, passengers are assumed to arrive on foot.

¹¹ Strictly speaking, the service range of MRT or railway is a circle surrounding the station in W radius. W can be computed from multiplying together walking speed and the walking time passengers can bear.

5. Bibliographies Arrangement

(1) All bibliographies are listed on a new page after the main text according to their labeled numbers (see Appendix 9).

(2) Sequence and Format:

① Books: Names underlined, formatted as below, information not provided can be omitted.

Author,	Co-author,	Co-author,	Book,	Volume,	Translator,	Edition
1	2	3	4	5	6	7
Book, (Editor), Publisher,				Location, Year and Month		
8	9	(or published by editor/s)		11	12	
10						

Example: [1] 張起鈞，吳怡，中國哲學史話，四版，台北，著者發行，民國五十九年。

[2] Jelinek, F., Probabilistic Information Theory, McGraw-Hill, New York, 1968.

[3] 胡立人、張源渭、黃克東，數字化中文字彙，系統出版社，台北，民國六十六年。

Remark:

a. If more than one author, follow the order in the original literature.
 b. If more than three authors, list the first author's name only followed by“等”or “et al.”.

Example: 姚從吾等編著。M.W. Du, et al.

c. Authored by Institution and/or school treated as individual author.

Example: 中國圖書館學會，圖書館標準，正中書局，台北，民國五十四年。

d. Same author with different books, author's name replaced with ‘——’.

Example: [1] 李期泰，外交學，正中書局，台北，民國五十一年。

[2] ——，國際政治，正中書局，台北，民國五十二年。

e. Author unknown, regarding book names as authors.

Example: [1] 北京大學五十週年紀念特刊，（〔北平？〕，出版者不詳，民國三十七年）。

[2] Sake, Nonpareil Press, Chicago, 1910.

f. Translation Works

Example: [1] (德) 赫塞 (Herman Hesse) 著，鄉愁，陳曉南譯，新潮文庫，台北，民國六十五年。

[2] Lissner, Ivar, The Living Past, Translated by J. Maxwell Brownjohn, G. P. Putnam's Sons, New York, 1957.

g. Author in pseudonym or courtesy names treated as names followed by real names in ‘〔 〕’.

Example: [1] 孟瑤〔楊宗珍〕，飛燕去來，再版，皇冠雜誌社，台北，民國六十三年。

[2] Penrose, Elizabeth, Cartright (Mrs. Markben), A history of France, John Murray, London, 1872.

② Journals and Essays: Names underlined. Chinese titles in “「」”；English titles in “ ”. Examples see below:

Author, Co-author, "Paper Title"	(News) Magazine, Volume, Volume
1 2 3	(Journal and Volume) 5
	4
Page, Publisher, Year and Month	
6 7 8	

- Example: [1] 陳惠戎，「如何解決公務人員住的困難」，中國論壇，38~42 頁，民國六十五年七月二十五日。
- [2] Swanson Don. "Dialogue with a Catalogue", Library Quarterly, 34, pp. 13-25, December 1963.
- [3] 陳永健，蔡中川，「計算機輔助之中文印刷系統」，科學發展月刊，第三卷第七期，558~569 頁，66 年 7 月。

③ Conference Proceedings

Author, "Names of Paper", Proceeding, Page, Conference Location, Country,
1 2 (Conference) 4 5 6
3
Year and Month
7

Example: 蔡中，「拓樸分析法之電性意義」，67 年度電子材料、元件及電子電路技術研討會，A52~A57 頁，台北，民國 67 年 6 月 23 日。

④ Thesis

Author, "Thesis", University, Degree, Year and Month
1 2 3 4 5

Example: 薛榮桃，「異長中文資料儲存法之研究」，國立交通大學，碩士論文，民國 67 年。

6. Appendices: New pages can be used as Appendices for copious data, inference, explanatory notes, and so forth, or rather long-winded literature, tables and figures (see Appendix 10).

National Chiao Tung University

Department of Computer and Information
Science

Thesis

NGPLS - 一個非 GPS 之定位系統

NGPLS - A Non GPS Position Location System

Student: Da-Ming Fan

Advisor: Prof. Chih-Ming Huang

June, 1997

NGPLS - 一個非 GPS 之定位系統
NGPLS - A Non GPS Position Location System

研究生：范大銘 Student: Da-Ming Fan
指導教授：黃志銘 Advisor: Chih-Ming Huang

國立交通大學
資訊科學系
碩士論文

A Thesis
Submitted to Department of Computer and Information Science
College of Electrical Engineering and Computer Science
National Chiao Tung University
in partial Fulfillment of the Requirements
for the Degree of
Master
in

Computer and Information Science

June 1997

Hsinchu, Taiwan, Republic of China

中華民國八十六年六月

Authorization to Copyright of Thesis/Dissertation and ETD

Electronic Thesis/Dissertation (Sample)

(For authors to bind after the title page)

The degree dissertation/thesis authorization is required by _____ (Dept.), National Chiao Tung University in ____ (Semester) ____ (Academic Year) .

Title : sssssssssssssssssss

Advisor : Xxx,Xxxxxx

1. Authorization to Copyright of Thesis/Dissertation (Hard copy)

I agree to immediate open

I hereby, non-exclusively and gratis authorize National Chiao Tung University Library. Based on the aims of promoting the idea of “Resource Sharing and Reciprocal Collaboration” among readers, feedback to the society and academic research as well, National Chiao Tung University Library is authorized to archive, reproduce and utilize my thesis/dissertation (hard copy). Within the Copyright Law, the users are allowed to browse or print this thesis/dissertation.

I do not agree to immediate open

1. In order to apply for the patent through TIPO (Taiwan Intellectual Property Office). Please postpone the disclosure of the dissertation /thesis to ____/Year ____/Month ____/Date. The application number is _____

2. I have Submitted a paper to a journal, please postpone the disclosure of the dissertation /thesis to ____/Year ____/Month ____/Date.

*** By official letter with the Ministry of Education (no. 1000108377): Your dissertation/thesis full text will not be opened for access for 5 years at most.**

2. Authorization to Copyright of ETD (Electronic Thesis/Dissertation)

I hereby, non-exclusively and gratis authorize National Chiao Tung University Library , University System of Taiwan (UST) Library and National Central Library. Based on the aims of promoting the idea of “Resource Sharing and Reciprocal Collaboration” among readers, feedback to the society and academic research as well, National Chiao Tung University Library , University System of Taiwan (UST) Library and National Central Library are authorized to archive, reproduce and utilize my ETD (including abstract, table of content and reference) in different methods (hard copy, CD-ROM, and any other digital methods), and location, time, and frequency are unlimited. Within the Copyright Law, the users are allowed to browse, print or download the thesis/dissertation.

Electronic Thesis/Dissertation Release Date and Network :

Abstract (Chinese & English)	<input checked="" type="checkbox"/> available to the public immediately
NCTU and University System of Taiwan	<input checked="" type="checkbox"/> available to the public immediately
Worldwide Access	<input checked="" type="checkbox"/> available to the public immediately
National Central Library	<input checked="" type="checkbox"/> available to the public immediately

I understand the content

Student: _____ (Signature)

Advisor: _____ (Signature)

/Year /Month /Date

Appendix 4: Sample of Verification from Oral Examination Committee. Please notify committee members' job titles, such as Prof. or Dr..

National Chiao Tung University

Verification from the Oral Examination Committee

NCTU
Dept. of Computer and Information Science
Master _____
Mr./Ms. _____

Thesis: _____

Fulfill the **Doctoral / Master's** Requirement; reviewed and verified by this committee. Oral Examination Committee Members:

_____	_____
_____	_____
_____	_____
_____	_____
_____	_____

Advisor: _____

Head of Dept.:

Date: _____ (YYYY/MM/DD)

----- (English Title) -----

Student: -----

Advisors: Dr. -----

Dr. -----

Dr. -----

Department (Institute) of -----
National Chiao Tung University

ABSTRACT

A procedure is -----

Acknowledgement

Table of Contents

Chinese Abstract	i
English Abstract	ii
Acknowledgement	iii
Table of Contents	iv
List of Tables	v
List of Figures	vi
Symbols	vii
I.	Introduction.....	1
II.	Research Methods.....	7
2.1	xxxxx.....	10
2.1.1	xxx.....	11
2.1.2	xxxxxxx.....	12
2.2.1	xxxx.....	13
2.2.2	xxxxxxxxx.....	14
2.2.3	xxx.....	15
III.	Theories.....	16
3.1	xxxxx.....	17
3.2	xxxx.....	19
IV.	Experiment.....	21
4.1	xxx.....	22
4.2	xxxx.....	23
V.	Conclusion.....	24
5.1	xxxxxxx.....	25
5.2	xxxxxxxxx.....	27
VI.	xxx.....	30
6.1	xxxxxxxxx.....	32
6.2	xxxxxxxxx.....	34
Bibliographies	35
Appendix 1	36
Appendix 2	37
Autobiography	40

Appendix 1

-
-
-
-
-

Autobiography (or CV)

-
-
-
-
-
-
-
-

Appendix 12: Examples of Book Spine

